



## DIAGNOSTIC INSTRUMENTS

[welchallyn.com/diagnosis101](http://welchallyn.com/diagnosis101)

**WelchAllyn®**

Advancing Frontline Care™



## INTRODUCTION

Why Welch Allyn?	3
------------------	---

## OPHTHALMOSCOPES

3.5 V PanOptic™ Ophthalmoscope	4
Axial PointSource™ Optics	5
3.5 V Coaxial Ophthalmoscope	6
Coaxial Vision System	7

## POWER HANDLES

3.5 V Lithium Ion Power Handle	8
3.5 V Convertible Power Handle	9

## OTOSCOPE

3.5 V MacroView™ Diagnostic Otoscope	10
--------------------------------------	----

## DIAGNOSTIC INSTRUMENTS

PocketScope™ Sets	11
-------------------	----

## DIAGNOSTIC SETS

3.5 V Diagnostic Set Components	12
3.5 V Diagnostic Sets	13

## ACCESSORIES

	14
--	----

## ANEROIDS

Tycos® DS58 Classic Hand Aneroid Sphygmomanometer	15
Welch Allyn DuraShock™ Integrated Aneroid	15
Welch Allyn DS66 Trigger Hand Aneroid Sphygmomanometer	16

## STETHOSCOPES

Elite™ Electronic Stethoscope with SensorTech™ Technology	17
Harvey™ DLX Cardiology Stethoscope	18
Harvey™ Elite® Cardiology Stethoscope	19
Professional Stethoscope	19

## Why Welch Allyn?

**W**hen you consider acquiring your first diagnostic instruments, it's important to be sure you're making the right choices. Your first choice is when to acquire your own instruments. The medical equipment presented here will be critical to your success in gaining the physical diagnosis skills that are fundamental to clinical practice. Investing in this equipment now will enable you to learn what you need to learn better and faster, because of the endless opportunities it will provide you to practice and perfect these skills on your peers, family members, and friends. The instruments you will consider here are as essential to you as a hammer is to a carpenter.

Your second choice is which brand of instruments you should buy. With nearly 100 years of experience designing and manufacturing innovative medical diagnostic instruments—and with the latest advances in physical diagnostic technology on the market today—Welch Allyn is the right choice. The instruments you will consider here are of the highest quality, and thousands that have gone before you have told us they literally last a lifetime.

From our beginnings in 1915 with the invention of the world's first hand-held direct illuminating ophthalmoscope to our latest innovations like the PanOptic™ ophthalmoscope and the MacroView™ otoscope, Welch Allyn has long been the leader in diagnostic instruments. The proof? Ninety-five out of 100 physicians in the United States own Welch Allyn instruments—and count on them daily to help diagnose and treat their patients.

## We'll be there

**O**ur diagnostic instruments are rugged, durable, and dependable. We are so confident of the quality of our products, that no matter what you buy—whether it's a stethoscope, ophthalmoscope, otoscope, or even the lamp inside—we give you an enhanced warranty for the time you're a student through your first two years of residency. (The only thing we do not cover is loss or theft.)

If it breaks, we'll repair or replace it. That's our guarantee, plain and simple.

So choose Welch Allyn. We'll be there for you.



### Warranty Information

#### Diagnostic Sets

When you have completed your medical education and residency, Welch Allyn will continue to repair or replace, free of charge, for the expected life of the product, any parts of our manufacture in your Diagnostic Set that prove to be defective for reasons other than misuse, neglect, damage during shipment, or normal wear and tear.

#### Tycos® Classic DS58 Sphygmomanometers

Tycos Classics feature a lifetime calibration warranty.

#### Trigger Hand Aneroid DS66

The Trigger Hand Aneroid carries a 15-year calibration warranty.

#### Welch Allyn Cardiology Stethoscopes

The Elite® and Harvey™ DLX stethoscopes carry a 10-year warranty that will be extended at no charge, to cover your student and resident years, if necessary.

#### Professional Stethoscopes

The Professional stethoscopes carry a 5-year warranty that also will be extended to include all your student and resident years.

## 3.5 V PanOptic™ Ophthalmoscope

### What is the ophthalmoscope and what can be seen with it?

The ophthalmoscope is used to view the back of the eye, commonly called the fundus. This is the only place where arteries, veins, and nerves can be seen without surgically entering the patient. A good view of the fundus will not only give an indication as to the health of the eye, but will also tell you a lot about the patient's overall health. The effects of diabetes, hypertension, and neurological problems can be detected and followed with the ophthalmoscope.



### What are the advantages of using the PanOptic Ophthalmoscope?

- The PanOptic Ophthalmoscope offers:
- Fast, easy entry into small, undilated pupils
  - Superior views of the fundus—a field of view that is 5X larger than you see with standard scopes in an undilated eye
  - A staggering 25° field of view versus the 5° field of view of standard scopes
  - Greater working distance between practitioner and patient, improving comfort
  - A 26% increase in magnification, making it easier to see retinal details

### Field of View



Standard



PanOptic Ophthalmoscope

5X larger view of the fundus

Revolutionary new technology for a difference you can see. Developed and patented by Welch Allyn—creator of the world's first hand-held, direct-illuminating ophthalmoscope—the PanOptic™ ophthalmoscope is a breakthrough concept in ophthalmoscopy. Thanks to an innovative, proprietary optical design known as Axial PointSource™ optics, the PanOptic ophthalmoscope will greatly simplify your learning and performing funduscopy exams.

**Axial PointSource Optics:** Easy entry into undilated pupils, resulting in a view of the fundus that's 5X larger than standard ophthalmoscopes

**Patented Glare Extinguishment System:** Prevents interference from unwanted glare and reflections

**Patient eyecup:** The eyecup establishes and maintains proper viewing distance, provides image stability, serves as a pivoting point for panning around the retina, helps with orientation, and screens out ambient light. The eyecup is cleanable and reusable

**Soft grip handle:** Ergonomically designed for maximum comfort, balance, and access to controls


**Dynamic focusing wheel:** Continuous, smooth action for more precise control and optimum view

**Aperture dial:** Allows you to select from micro, small, and large spot sizes, slit aperture, red-free and cobalt blue filters



### PanOptic Ophthalmoscope

PanOptic Ophthalmoscope head shown with Lithium Ion Power Handle

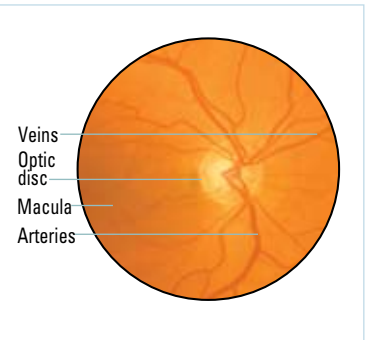
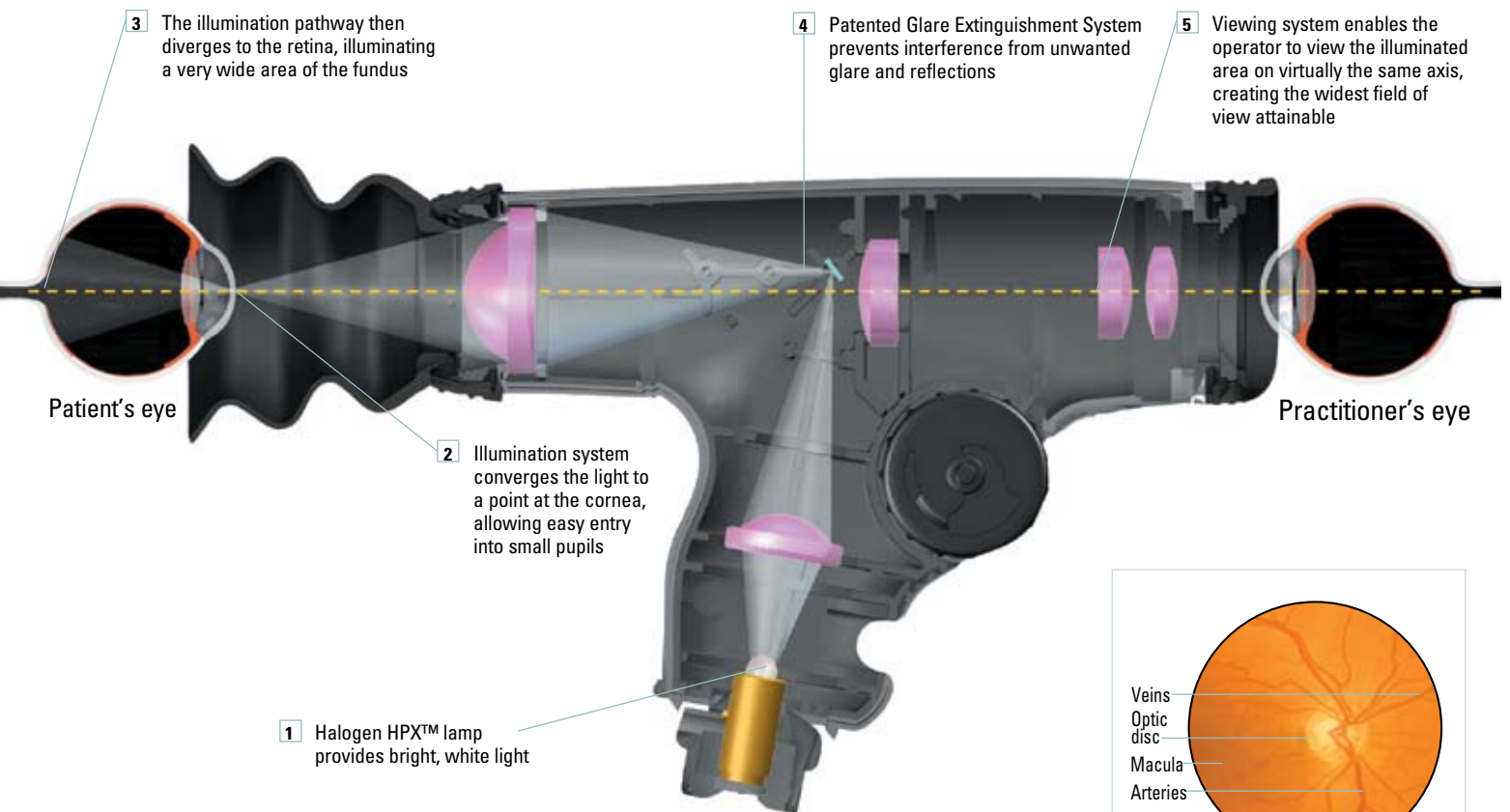
Instrument Head	Lenses	Filters	Optical System
	Dynamic focusing wheel for more precise control	Built-in Glare Extinguishment System	Patented Axial PointSource Optics

## Axial PointSource™ Optics

What makes the PanOptic™ ophthalmoscope so revolutionary? Quite simply, it's Welch Allyn's Axial PointSource optics. By converging the illumination to a point at the cornea, Axial PointSource optics allows easy entry into even the smallest pupils. It then enables the illumination pathway to diverge to the retina, creating a very wide illuminated area of the fundus.

Simultaneously, the scope's unique viewing system allows the practitioner to see the illuminated area on virtually the same axis, creating the widest field of view attainable in undilated ophthalmoscopy. This means the practitioner is actually viewing the fundus through the mirror that directs illumination into the eye, maximizing the alignment of the viewing axis with the illuminated area.

The bottom line? Welch Allyn's PanOptic ophthalmoscope provides a dramatic difference you can see right away. And that translates into easier, more complete fundoscopic exams for you—the first time and every time.



**What you will see**

The entire optic disc and surrounding vessels should be visible.

You should be realizing 5X the field of view you would see with a standard ophthalmoscope in an undilated eye.

This wide view makes it much easier to see important fundus features.

For more information on the PanOptic ophthalmoscope, visit [www.panoptic.welchallyn.com](http://www.panoptic.welchallyn.com).

## 3.5 V Coaxial Ophthalmoscope

In keeping with the tradition of superior ophthalmic instruments, Welch Allyn's Coaxial ophthalmoscopes provide benefits over standard ophthalmoscopes including easier entry into the eye, a larger field of view, reduced glare, and bright, white Halogen HPX™ light.

Coaxial optical system: Provides greater field of view and easier entry into patient's pupil

Aperture selection dial: Offers six apertures, including the micro-spot

Compact head design: For ease of use; convenient access to all controls

Triple-sealed ophthalmoscope: Keeps dust from reaching optics

Cross-linear polarizing filter: Eliminates unwanted reflections

Lens selection disc: Offers easy, fast, one-hand selection of focusing lenses



### Coaxial Ophthalmoscope

Coaxial Ophthalmoscope head shown with Lithium Ion Power Handle

#### What apertures or “programs” of light are commonly used during a patient exam?

The majority of the time you will use the small aperture. This is the standard aperture for the examination of an undilated eye. The other two apertures you will use most often are the micro-spot and the large.

**Small Aperture:** Provides easy view of the fundus through an undilated pupil. Always start the examination with this aperture and proceed to micro-spot aperture if pupil is particularly small and/or sensitive to light.


**Large Aperture:** For dilated pupil examination of the eye.

**Micro-Spot Aperture:** Allows easy entry in very small, undilated pupils, and light-sensitive eyes.

#### What is the purpose of the two colored filters?

**Red-Free Filter:** Excludes red rays from examination field for easy identification of veins, arteries, and nerve fibers.

**Cobalt Filter:** Used with fluorescein dye to view small lesions, abrasions, and foreign objects on the cornea.

Instrument Head	Lenses	Filters	Optical System
	28 lenses	Cross-linear polarizing Red-free	Coaxial optics

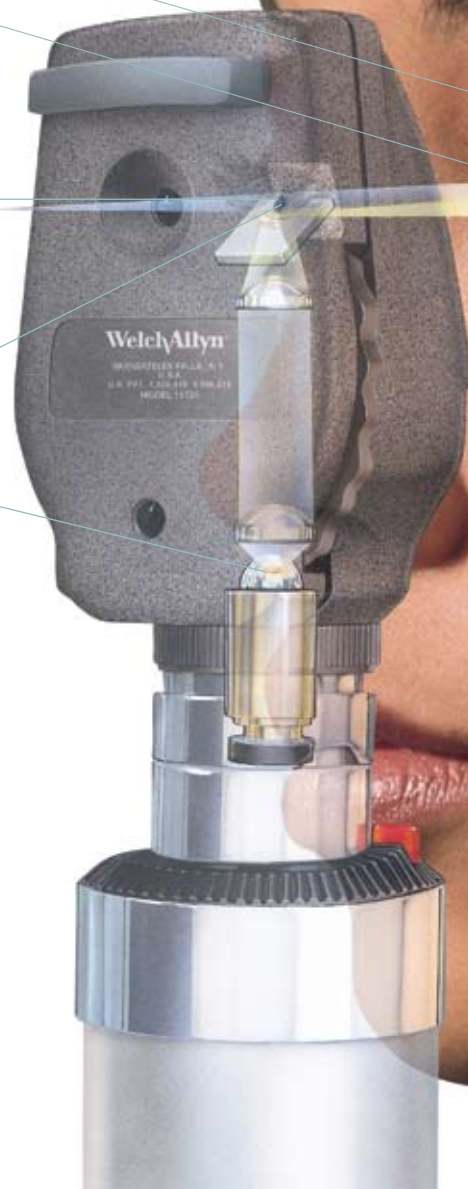
## Coaxial Vision System

See a larger field of view

More readily enter even the smallest pupils, regardless of size

The doctor looks through the notch in the mirror directly along the pathway of the light, seeing a larger area of the retina

The exclusive curved-filament lamp and notch in the mirror are the patented enabling features of the coaxial vision system



The Welch Allyn Coaxial Vision System virtually eliminates shadowing, allowing you to see a much larger portion of the fundus when compared to a standard flat-mirror optical system. Our coaxial system brings the lines of vision and illumination closer for easier entry of light into the pupil and a larger field of view. In short, it makes the job of learning ophthalmoscopy easier.

## 3.5 V Lithium Ion Power Handle

### What is the new “Smarter” battery technology?

The Lithium Ion Power Handle’s new technology provides twice the on-time with just half the weight. This “Smarter” technology also means no memory effect, often found in NiCad batteries. We also offer a low-battery indicator.

### How do I adjust the power handle for maximum comfort?

When you remove the charger module, the Lithium Ion Handle becomes the smallest, full-size 3.5 V handle available. The charger module can also be left attached for enhanced convenience and comfort for larger hands.



### How do I recharge the batteries?

The Lithium Ion Power Handle’s AC charging module can be plugged into any 110 V outlet by clicking out the module’s retractable AC prongs and plugging it in.

Welch Allyn’s next-generation power handle features “Smarter” lithium ion battery technology. The Lithium Ion Handle powers any 3.5 V instrument head for 110 minutes—twice as long as a conventional handle. Its rugged CYCOLOY® resin construction and flexible, ergonomic design make the Lithium Ion Handle more comfortable for any sized hand. ETL listed for medical safety standards.



Lithium Ion Power Handle



### Recyclable battery.

Please return expended rechargeable batteries to Welch Allyn for recycling.



## 3.5 V Convertible Power Handle



Rheostat control: Sets light intensity


Well-balanced handle with knurled finish evenly distributes weight, rests comfortably in hand



Transformer  
ETL/UL Recognized

### When would the convertible handle most likely be used?

The convertible handle is a lifesaver if you are on call or taking an exam and have forgotten to recharge the battery. Also, the convertible handle is very useful when you are working overseas or in areas where it is difficult to find electricity



### How does this handle work with either rechargeable or C-cell batteries?

Simply remove the rechargeable battery and transformer, and replace with two C-cell batteries and the converter.



### How do I recharge nickel cadmium batteries?

Our convenient built-in charger allows you to plug into any conventional 110 V wall outlet for overnight recharging.

Convertible Power Handle



#### Recyclable battery.

Please return expended rechargeable batteries to Welch Allyn for recycling.

Wherever you are,  
**you can power your**  
Welch Allyn 3.5 V convertible handle

Use either rechargeable or C-cell batteries with Welch Allyn's 3.5 V convertible power handle. Even if you've forgotten to recharge your battery or are practicing somewhere without available electricity, remove the transformer module, insert two C-cell batteries and converter ring (included), and continue your diagnostic exams.

# OTOSCOPES

## 3.5 V MacroView™ Diagnostic Otoscope with Throat Illuminator

### What is the otoscope used for?

The otoscope is used to view the tympanic membrane and external ear canal to diagnose outer and middle ear pathologies.

### How does the Welch Allyn otoscope convert to a throat or nasal illuminator?



Hold the throat illuminator's collar stationary (the black portion below the silver ring) and twist the otoscope section loose until it is removed. The throat illuminator is now ready for use.

### Optional Nasal Illuminator Attachment



Optional fiber-optic nasal illuminator attachment with 9 mm distal opening quickly twists onto the throat illuminator base for full view of nasal passages.

### How durable is the Welch Allyn otoscope?

Extremely durable. Check out the busiest hospital and physician exam rooms to see what otoscope they use when durability counts. Welch Allyn otoscopes are engineered and manufactured for precision and longevity:

- They are manufactured with metal and high-impact ABS material
- They have reinforced, flush-mounted fiber optics
- A metal, flush-mounted insufflator port is included in the design

## Bigger, better, sharper view of the Tympanic Membrane

The MacroView otoscope delivers almost twice the field of view at higher magnification compared to standard otoscopes, making it easier to visualize the auditory canal and tympanic membrane. This instrument is a significant advance in hand-held otoscopy, providing an improved view for enhanced learning and decision making.



## 2.5 V Diagnostic Instruments

Lightweight, compact diagnostic instruments offering **quality performance** in a smaller package

The Welch Allyn PocketScope™ uses halogen illumination. Built with many of the features found on 3.5 V sets, it is smaller in size, but not in utility.

- Lens selection disc: Offers choice of 48 lens settings
- Continuous aperture selection dial: Offers six apertures (on patient side)
- Sealed optics: For improved long-term performance

**AA PocketScope Sets**  
Pocket Otoscope/Ophthalmoscope with AA alkaline batteries

- 92820** Hard case
- 92821** Soft case



- Choice of specula: With reusable or disposable Universal KleenSpec® specula
- Insufflator port: For pneumatic otoscopy
- Throat illuminator: Built-in
- On/Off switch and rheostat control: Let you set intensity of illumination

### Is the PocketScope Diagnostic Set popular with students?

Actually, fewer than 10% of all students purchase a pocket set. Some tell us the 3.5 V sets are easier to learn on, but if you prefer a thinner handle, the PocketScope may be the answer for you.

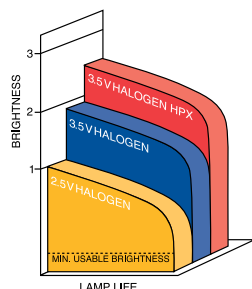
### How do you use the throat illuminator on the PocketScope otoscope?

The built-in halogen throat illuminator offers the convenience of two instruments in one. Unscrew the otoscope head to reveal the high-intensity throat illuminator built into the otoscope base.

## Bright, white light with Halogen HPX™



Fiber optics transmit light through a 360° bundle of optical fibers for accurate, shadow-free exams. The fiber optics extend to the tip of the instrument for more light output, less glare, and easier cleaning.



Our Halogen HPX™ lamp system is an innovative lighting technology that uses a high-pressure mixture of halogen and xenon gases to provide 30% more light output than before.

## 3.5 V Diagnostic Set Components

All Welch Allyn student diagnostic sets come with the following components:

### What is a diagnostic set?

A basic diagnostic set consists of an ophthalmoscope for examination of the eye, an otoscope for examination of the ear, and a battery handle to power these instruments.

### Why should I consider purchasing a Welch Allyn diagnostic set?

Owning your own diagnostic instruments will ultimately support your ability to be proficient. And, your proficiency with these diagnostic tools is essential for your goal of becoming a licensed practitioner.

Welch Allyn has the features, optics, and durability that make your job of learning how to examine the eyes and ears easier. This is important because you are investing in equipment that represents the fundamentals of your profession, and which will serve you throughout your education and career.

We provide you with innovative instruments such as the revolutionary PanOptic™ ophthalmoscope, providing a 5x larger view vs. a standard ophthalmoscope, and the MacroView™ otoscope, providing 30% higher magnification and almost twice the field of view compared to a standard otoscope. Our lithium ion handle provides twice the on time at half the weight.

Service is always local and prompt; Welch Allyn has the most extensive distributor network, and your equipment is unconditionally guaranteed while you are a student or resident.

### What is the nasal illuminator used for?

The nasal illuminator provides a wider viewing area for examination of the nasal cavity. It comes complete with one, 9 mm reusable speculum. This accessory is ideal for those students thinking of specializing in ENT.



When selecting the set that is right for you, consider which of these diagnostic components best fit your needs:

<b>OPHTHALMOSCOPE</b>	
 <p>PanOptic™ Ophthalmoscope, page 4</p>	 <p>Coaxial Ophthalmoscope, page 6</p>
<b>POWER HANDLE</b>	
 <p>Lithium Ion Handle, page 8</p>	 <p>Convertible NiCad Handle, page 9</p>

## Diagnostic Sets

### 3.5 V Diagnostic Sets

	OPHTHALMOSCOPES		POWER HANDLES		OTOSCOPIES W/SET OF 4 REUSABLE SPECULA	NASAL ILLUMINATOR
Set Numbers	 PanOptic Ophthalmoscope	 Coaxial Ophthalmoscope	 Lithium Ion Handle	 Convertible NiCad Handle	 MacroView Otoscope w/Throat Illuminator	 Nasal Illuminator
<b>PANOPTIC OPHTHALMOSCOPE SETS</b>						
<b>97800-MS</b>	<input checked="" type="checkbox"/>		<input checked="" type="checkbox"/>		<input checked="" type="checkbox"/>	
<b>97810-MS</b>	<input checked="" type="checkbox"/>		<input checked="" type="checkbox"/>		<input checked="" type="checkbox"/>	<input checked="" type="checkbox"/>
<b>97800-MC</b>	<input checked="" type="checkbox"/>			<input checked="" type="checkbox"/>	<input checked="" type="checkbox"/>	
<b>97810-MC</b>	<input checked="" type="checkbox"/>			<input checked="" type="checkbox"/>	<input checked="" type="checkbox"/>	<input checked="" type="checkbox"/>
<b>TRADITIONAL COAXIAL OPHTHALMOSCOPE SETS</b>						
<b>97200-MS</b>		<input checked="" type="checkbox"/>	<input checked="" type="checkbox"/>		<input checked="" type="checkbox"/>	
<b>97210-MS</b>		<input checked="" type="checkbox"/>	<input checked="" type="checkbox"/>		<input checked="" type="checkbox"/>	<input checked="" type="checkbox"/>
<b>97200-MC</b>		<input checked="" type="checkbox"/>		<input checked="" type="checkbox"/>	<input checked="" type="checkbox"/>	
<b>97210-MC</b>		<input checked="" type="checkbox"/>		<input checked="" type="checkbox"/>	<input checked="" type="checkbox"/>	<input checked="" type="checkbox"/>



#### Hard Case

Leather-grained black vinyl with molded inserts.

**05259-M** Hard Case Only for Coaxial Ophthalmoscope Sets

**05258-M** Hard Case Only for PanOptic Ophthalmoscope Sets  
(case accommodates both PanOptic and Coaxial ophthalmoscopes)



#### Soft Case

Made of durable corduroy with interior pockets for instruments.

**05215-M** Soft Case Only for Coaxial Ophthalmoscope Sets

**05815-M** Soft Case Only for PanOptic Ophthalmoscope Sets  
(case accommodates both PanOptic and Coaxial ophthalmoscopes)

#### Should I choose a hard or soft case for my diagnostic set?

It's a matter of personal preference. Both cases provide sufficient protection. The hard case lays the instruments out very nicely, but the soft case is somewhat smaller. It is very important that your set fit in your lab coat—both Welch Allyn cases allow for this.

## What are some of the innovations Welch Allyn has pioneered over the years?

### Welch Allyn was the...

First to develop a hand-held, directly illuminated ophthalmoscope — 1915.

First to use fiber optics in otoscopes and other medical instruments — 1964.

First to use miniature halogen lamps for medical applications — 1973.

First to develop the only coaxial vision ophthalmoscope — 1983.

First to develop a 3.5 V convertible handle — 1991.

First to use high-pressure xenon technology in a miniature halogen lamp — 1994.

First to deliver next-generation technology for diagnostic instrument handles — 1999.

First to develop Axial PointSource Optics for 5X the view of a standard ophthalmoscope — 2001.

## Bivalve Nasal Speculum

Adjustable speculum facilitates removal of foreign bodies, autoclaveable for complete sterilization.



**26035** Bivalve Nasal Speculum Only—for use with the diagnostic otoscope/throat illuminator

**26038** Bivalve Nasal Speculum—complete with illuminator base

## Disposable Universal KleenSpec® Specula

2.75 mm and 4.25 mm disposable specula eliminate cross-contamination.



**52432-U, 52434-U** Disposable KleenSpec Specula

## Corneal Viewing Lens

Replaces the patient eyecup on the PanOptic ophthalmoscope to provide extra magnification for exams of the cornea.



**11875** Corneal Viewing Lens

## Insufflator Bulb

Attaches to port for pneumatic otoscopy.

latex free



**23804** Insufflator Bulb for MacroView™ Otoscope

## Fiber-Optic Nasal Illuminator

Provides superb view of nasal passages.



**26535** Fiber-Optic Nasal Illuminator Section—for use with diagnostic otoscope/throat illuminator

**26538** Fiber-Optic Nasal Illuminator—complete with illuminator base

## Pneumatic Otoscope

Includes powerful Halogen HPX™ lamp and rotating lens with ultra-seal for pneumatic otoscopy.



**20200** Pneumatic Otoscope

## Fiber-Optic Finnoff Transilluminator

Eliminates patient discomfort in transillumination of frontal and maxillary sinuses.



**41100** Fiber-Optic Finnoff Transilluminator

## Operating Otoscope

Features powerful Halogen HPX lamp and convenient open system.



**21700** Operating Otoscope

## Patient Eyecup

Package of 5 reusable eyecups for PanOptic ophthalmoscope.



**11870** Patient Eyecup

## Tycos® DS58 Classic Hand Aneroid Sphygmomanometer

### Maintains accurate blood pressure readings with lower lifetime cost

Taking a patient's blood pressure is one of the most frequent diagnostic tasks you'll perform throughout your medical career. More than 50 million Americans suffer from hypertension. Accurate measurement is essential in classifying the precise degree of hypertension and determining the correct treatment. With gear-free DuraShock™ technology, you can count on Welch Allyn gauges to remain in calibration longer than traditional aneroids, providing you with more accurate readings over time. Every gauge is manufactured to the exacting accuracy and quality standards which have made Welch Allyn Tycos one of the leading choices of medical professionals worldwide for more than 90 years.

#### Tycos® DS58 Classic Hand Aneroid

Tycos Classic aneroid instruments incorporate synthetic jewels, gear-free design and a laser-engraved dial face to ensure reliability and accuracy. That is why Welch Allyn can provide you with a lifetime calibration warranty against manufacturing defects and accuracy within one percent of scale ( $\pm 3$  mmHg).

Gear-free design withstands a 60" drop for more accurate readings over time

Thumbscrew air-release valve provides constant deflation and is positioned for use in either hand



latex free

Laser-engraved dial face is computer-matched and calibrated to the movement inside for accuracy

Lifetime calibration warranty

Jeweled movement to reduce friction, ensuring long life

#### Why should I invest in a sphygmomanometer when they can be so easily found all around the hospital?

Accurately interpreting the Korotkoff sounds that identify systolic and diastolic blood pressure is as much an art as a science. Owning your own sphygmomanometer will allow you to practice and gain competency in blood pressure measurement. Developing expertise and becoming an advocate for accurate blood pressure measurement will not only allow you to directly provide better care, but it will also allow you to train others and maintain a high level of blood pressure expertise at your facilities in the future.



#### Welch Allyn DuraShock™ Integrated Aneroid

Welch Allyn's DuraShock Model DS45 offers quality and accuracy in an easily affordable system. It features a traditional thumb screw design and the gauge clips onto the cuff and bladder. It is also shock resistant to 30 inches, lightweight and is backed by a 10-year calibration warranty.

**DS45-11** Welch Allyn Integrated Aneroid with Adaptor

**DS58-11** Tycos DS58 Classic Hand Aneroid with adult cuff in zippered case

**DS58-MC** Tycos DS58 Classic Hand Aneroid, 4-Cuff Kit

#### Traditional Cuffs and Bladders

All sphygmomanometers are also available with two-piece cuff and bladder inflation systems. Just add "CB" to the end of the part number (e.g., DS58-11CB)

All cuff and bladder multicuff kits ship with **three** cuffs: child print, adult, and large adult.



## Welch Allyn DS66 Trigger Hand Aneroid Sphygmomanometer

### Why is a sphygmomanometer so important?

High blood pressure (hypertension) affects nearly one in three Americans and plays a major role in deaths due to cardiovascular disease. The sphygmomanometer is your tool for early detection of this silent killer and will be used on nearly all your patients. It is vitally important to be well trained in blood pressure measurement technique and to have an accurate, reliable instrument to properly diagnose hypertension. Inaccurate diagnosis can lead to inadequate or unnecessary medication and treatment.

### What makes a Welch Allyn sphygmomanometer better than other brands?

Very simply: experience, quality, service. Welch Allyn has more experience in the design and manufacture of blood pressure instruments than any company in the world. Welch Allyn developed one of the first aneroid sphygmomanometers in 1907, and we continually introduce innovations that improve reliability and accuracy. Welch Allyn is the only North American company to manufacture aneroid sphygmomanometers.

### What makes Welch Allyn blood pressure products with DuraShock technology maintain accuracy?

Welch Allyn DuraShock technology encompasses a gear-free design that is lighter and has fewer moving parts than traditional gauges. This unique design allows gauges with DuraShock technology to be shock-resistant, providing additional durability and requiring calibration less often than many competing gauges. In fact, Welch Allyn gauges can fall 30 inches or 60 inches (depending on the gauge) onto a hard surface and still remain accurate.

## An innovative trigger-release design for easy operation

The Trigger Hand Aneroid features a modern, ergonomic design to fit perfectly in the right or left hand. Combined with the smooth trigger deflation valve, the aneroid makes taking accurate blood pressure measurements easy and comfortable.

**5098-27** Trigger Hand Aneroid with adult cuff in zippered case (case not shown)



### Trigger Hand Aneroid, 4-Cuff Kit

With child print, small adult, adult, and large adult inflation systems in a dual-compartment zippered case. Ensures accurate measurements on all size arms (pictured).

**5098-30** Trigger Hand Aneroid, 4-Cuff Kit

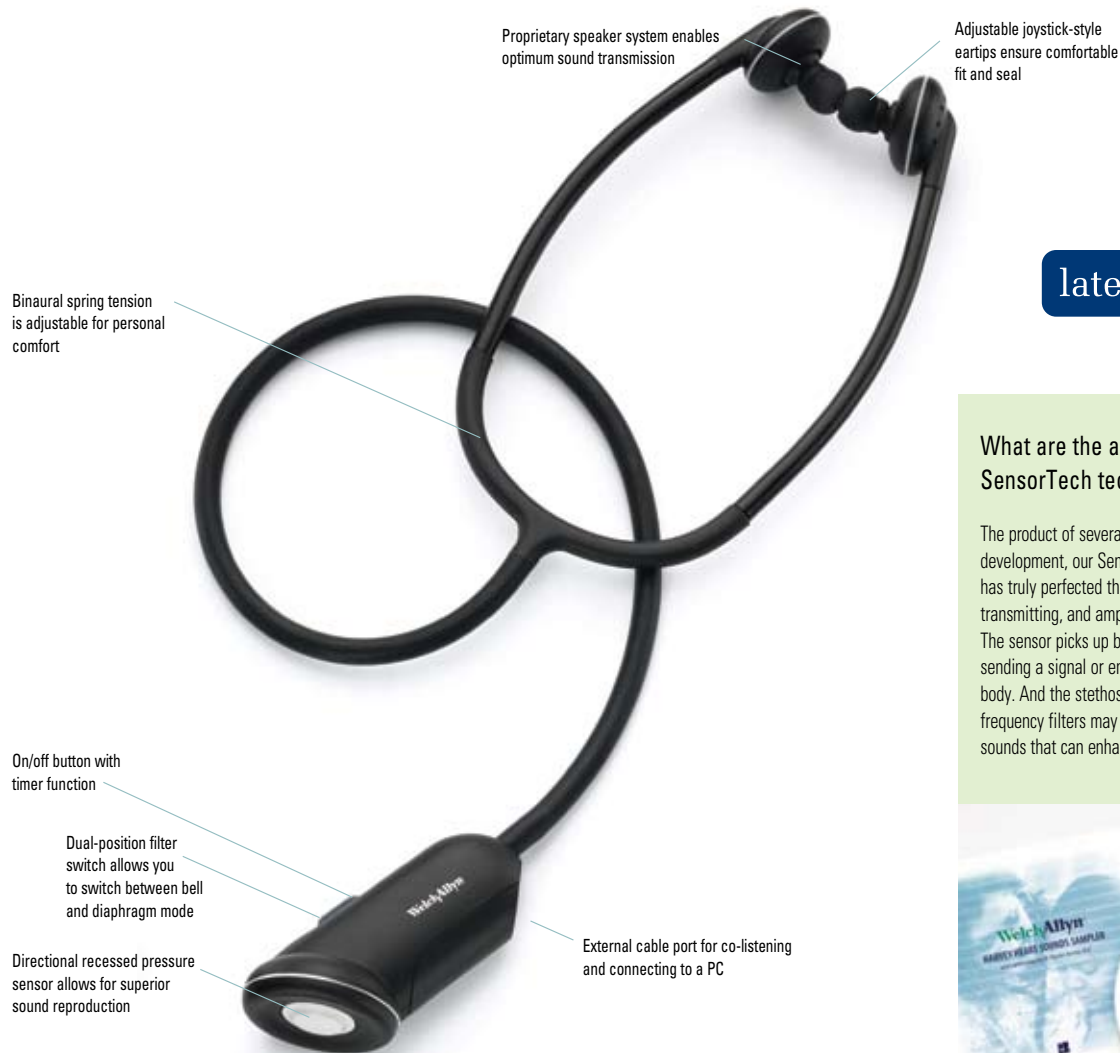
**Note:** To order multi-cuff kits with cuff and bladder inflation systems, just add the "CB" to the end of the part number (e.g., 5098-23CB).

All cuff and bladder multicuff kits ship with three cuffs: child print, adult, and large adult.



## Elite™ Electronic Stethoscope with SensorTech™ Technology

Hear more of the sounds you need and  
less of the sounds you don't



latex free

### What are the advantages of SensorTech technology?

The product of several years of research and development, our SensorTech technology has truly perfected the art of registering, transmitting, and amplifying sound waves. The sensor picks up body sounds without sending a signal or energy into the patient's body. And the stethoscope's predefined frequency filters may help you hear the types of sounds that can enhance your ability to diagnose.



### Harvey Heart Sounds CD

Every Elite Electronic comes with a free copy of **Harvey Heart Sounds Sampler**, an interactive CD for learning heart sounds.

The Welch Allyn Elite Electronic Stethoscope with patented SensorTech technology features a revolutionary microelectronic design that greatly reduces sound loss and noise common in most conventional stethoscopes. The Elite Electronic provides unmatched amplification and an outstanding signal-to-noise ratio for clear, crisp sound reproduction. The two-position frequency selection switch lets you change from high (diaphragm) to low (bell) frequencies with ease. The replaceable battery has a typical expected life of one year. Additionally, optional accessories include the Distributor that lets up to five colleagues co-listen and the Analyzer, which is PC-based software that captures heart sounds for storing, sharing, e-mailing, and consulting with colleagues.

### Elite Electronic Sensor-based Stethoscope

- 5079-405S Elite Electronic Stethoscope
- 5079-401 Distributor
- 5079-402 Analyzer

# STETHOSCOPES

## Harvey™ DLX Cardiology Stethoscopes

### What should I look for in a stethoscope?

You want to be sure that the stethoscope fits correctly. If you can't get sound past the eartip to your tympanic membrane, all other features are unimportant. The more custom the fit, the easier the sounds travel to your ear.

As a student, you must consider the versatility of the scope. Remember you will be doing rotations, including pediatrics and cardiology. The Harvey DLX and Elite, for example, adapt easily for pediatrics, and the bell is essential for cardiology.



### Harvey Heart Sounds CD

Every Harvey DLX and Elite stethoscope comes with a free copy of **Harvey Heart Sounds Sampler**, an interactive CD for learning heart sounds.

### Cardiology Accessory Kit

Both the Harvey DLX and Elite stethoscopes come with a Cardiology Accessory Kit which includes a pediatric diaphragm for auscultation of infants and neonates, and three sets of eartips.

- Pediatric Diaphragm Assembly
- One Pair Medium Soft Eartips
- One Pair Large Hard Eartips
- One Pair Extra Large Hard Eartips

Comfort sealing eartips: Allow you to effectively seal the ear, while also providing sufficient comfort

Rotatable binaurals for optimal fit

Adjustable triple-leaf spring for optimum comfort

Name tag

Dual-lumen, latex-free tube: 28" tubing provides sufficient reach and meets requirements for latex-free healthcare facilities

latex free

Low-frequency bell: Detects lower-frequency sounds and murmurs at 20-100 Hz

Multihead brass chestpiece: Includes bell and flat diaphragm

High-frequency diaphragm: Detects higher-frequency heart and lung sounds at 100-1,000 Hz

Easy to change diaphragm and bell

Superior high-frequency response makes it the **smart choice** for auscultation

Harvey DLX cardiology stethoscopes were developed by the preeminent Dr. Proctor Harvey to deliver the critically important high-frequency heart sounds like clicks, murmurs, and ejection sounds. Includes interchangeable pediatric and adult diaphragms. 10-year warranty. Harvey DLX is made of musical instrument brass and designed to accentuate sounds with unparalleled accuracy and crispness.

### Harvey™ DLX Double-Head Models

- 5079-325** Harvey DLX Double-Head Stethoscope, Black (28")
- 5079-326** Harvey DLX Double-Head Stethoscope, Burgundy (28")
- 5079-327** Harvey DLX Double-Head Stethoscope, Navy (28")
- 5079-328** Harvey DLX Double-Head Stethoscope, Forest Green (28")

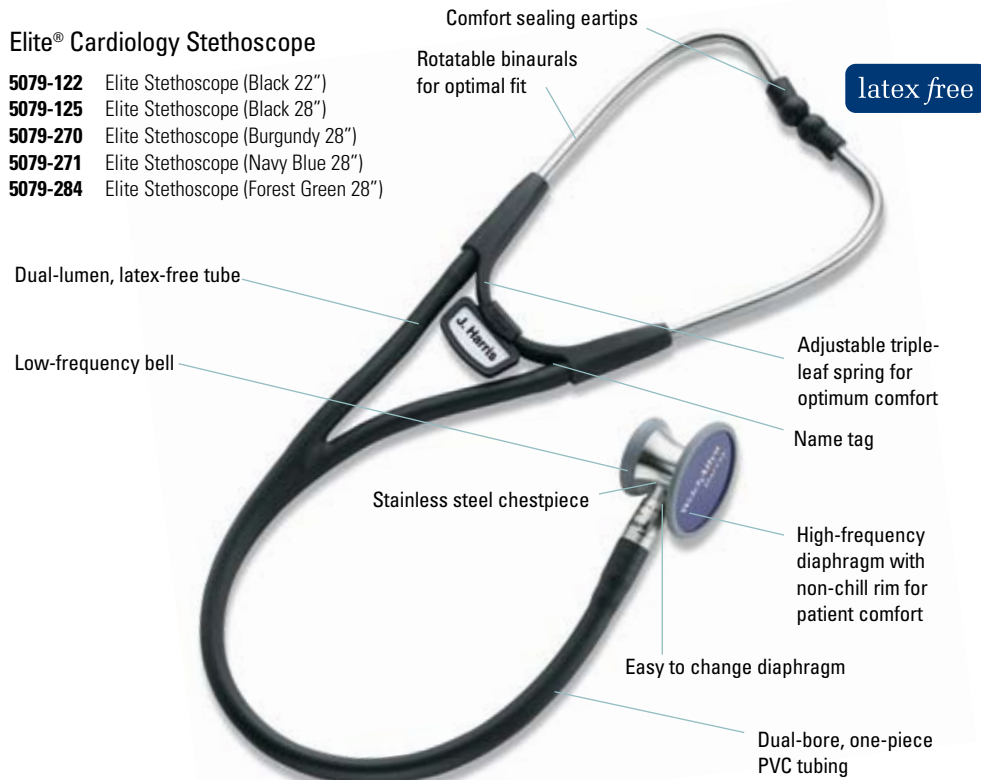
## Harvey Elite® Cardiology and Professional Stethoscopes

Two tubes provide **individual sound** to each ear

The Harvey Elite Cardiology Stethoscope, also designed by Dr. Proctor Harvey, combines the acoustic excellence of the Harvey DLX with a sleek stainless steel chestpiece and non-chill rims. Includes interchangeable pediatric and adult diaphragms. 10-year warranty.

### Elite® Cardiology Stethoscope

- 5079-122** Elite Stethoscope (Black 22")
- 5079-125** Elite Stethoscope (Black 28")
- 5079-270** Elite Stethoscope (Burgundy 28")
- 5079-271** Elite Stethoscope (Navy Blue 28")
- 5079-284** Elite Stethoscope (Forest Green 28")



### What is the advantage of a two-tube stethoscope?

Two-tube stethoscopes, such as the Harvey DLX and Elite, provide an individual sound channel to each ear. This allows you to hear the subtle characteristics of heart sounds and murmurs more distinctly. The heavier tubing also filters out the distracting noise typical of a busy medical environment.

### What makes a Welch Allyn stethoscope better than other brands?

Three key elements differentiate Welch Allyn stethoscopes: better performance, higher quality, and more value.

**Performance:** Welch Allyn Harvey DLX and Elite cardiology stethoscopes are designed by the preeminent Dr. Proctor Harvey—the first and only “Master” of cardiology bestowed by the American College of Cardiology. Dr. Harvey designed these stethoscopes to accentuate the more important high-frequency ejection sounds, systolic clicks, and murmurs.

Harvey DLX and Elite stethoscopes also conform to American Heart Association (AHA) guidelines that indicate a stethoscope should include a diaphragm (for high-frequency sounds) and bell (for low-frequency sounds). Many competitive brands have only a diaphragm. Unlike other brands, Harvey DLX and Elite also have adjustable binaurals, as per AHA guidelines.

**Quality:** Welch Allyn cardiology stethoscopes are rugged, and are backed with warranties that typically exceed competitive models by two or more years.

**Value:** Welch Allyn Harvey and Elite stethoscopes are convertible, including both adult and pediatric diaphragms. It's like getting two stethoscopes for the price of one.

Full-range **performance** in lightweight stethoscopes

Comfort sealing eartips and light weight make the Professional the most comfortable stethoscope manufactured today. From blood pressure measurement to low-frequency murmurs, the Professional enhances your auscultation capabilities.

- 5079-135** Professional Stethoscope (Black 28")
- Also available in gray, navy blue, and burgundy.



# Worldwide Locations

## **WELCH ALLYN**

4341 State Street Road, PO Box 220, Skaneateles Falls, NY 13153-0220 USA  
800.535.6663 (in USA) 315.685.4560 fax 315.685.3361

## **WELCH ALLYN**

8500 SW Creekside Place, Beaverton, OR 97008-7107 USA  
800.289.2500 (in USA) 503.530.7500 fax 503.526.4919

## **WELCH ALLYN CANADA**

160 Matheson Blvd. East, Unit #2, Mississauga, Ontario L4Z 1V4 Canada  
800.561.8797 (in Canada and USA) 905.890.0004 fax 905.890.0008

## **EUROPEAN CUSTOMER SERVICE**

Navan Business Park, Dublin Road, Navan, County Meath Ireland  
+353 46 906 7790 fax +353 46 906 7754  
UK telephone +44 (0) 207 365 6780 UK fax +44 (0) 207 365 9694

## **WELCH ALLYN U.K.**

Cublington Road, Aston Abbots, Buckinghamshire HP22 4ND England  
+44 (0) 207 365 6780 fax +44 (0) 207 365 9694

## **WELCH ALLYN GERMANY**

Postfach 31, Zollerstrasse 2-4, 72417 Jungingen Germany  
+49 (0) 7477 92710 fax +49 (0) 7477 927190

## **WELCH ALLYN FRANCE**

10 Rue Fontaine Rouge 77700 Chessy France  
+33 (0) 1 6009 3366 fax +33 (0) 1 6009 6797

## **WELCH ALLYN IBERIA**

General Varela 35, planta 2ª, oficina 10-11, 28020 Madrid Spain  
+34 (0) 91 299 03 76 fax +34 (0) 91 425 26 79

## **WELCH ALLYN SWEDEN**

Verkstadsgatan 12, 363 39 Höganäs Sweden  
+46 (0) 42 330 220 fax +46 (0) 42 333 210

## **WELCH ALLYN BENELUX**

Staalweg 50, 2612 KK Delft Holland  
+31 (0) 15 750 5000 fax +31 (0) 15 750 5050

## **WELCH ALLYN AUSTRALIA**

Unit 5, 38-46 South Street, Rydalmere NSW 2116 Australia  
+61 (0) 02 9638 3000 fax +61 (0) 02 9638 3500

## **WELCH ALLYN CHINA**

Unit 1011 Central Plaza, No. 227 HuangPi Bei Rd., Shanghai China 200003  
+86 (0) 21 6327 9631 fax +86 (0) 21 6327 9632

## **WELCH ALLYN JAPAN K.K.**

6F Kinseisha Bldg., 3-15 Kanda-nishikicho, Chiyoda-ku Tokyo 101-0054 Japan  
+81 (0) 3 3219-0071 fax +81 (0) 3 3219-0074

## **WELCH ALLYN SINGAPORE**

10 Hoe Chiang Road, #19-03/04, Keppel Towers Singapore 089315  
+65 6291 0882 fax +65 6291 5780

## **WELCH ALLYN PTY. LTD, S. AFRICA**

394 Surrey Ave., Ferndale, Randburg 2194 South Africa  
+27 (0) 11 777 7555 fax +27 (0) 11 777 7556

4341 State Street Road, P.O. Box 220, Skaneateles Falls, NY 13153-0220 USA  
(p) 800.535.6663 (f) 315.685.3361 [www.welchallyn.com](http://www.welchallyn.com)

**WelchAllyn**

Advancing Frontline Care™